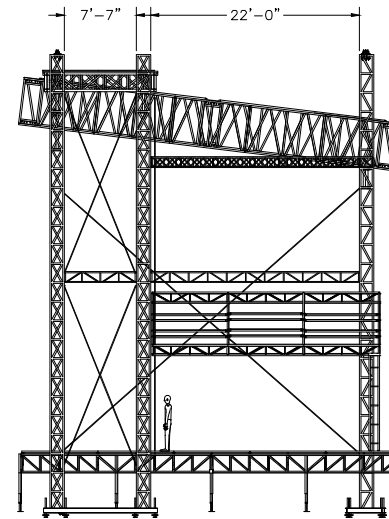
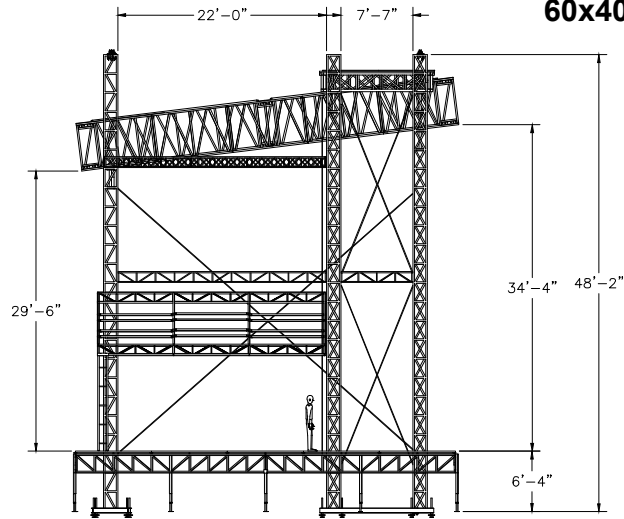
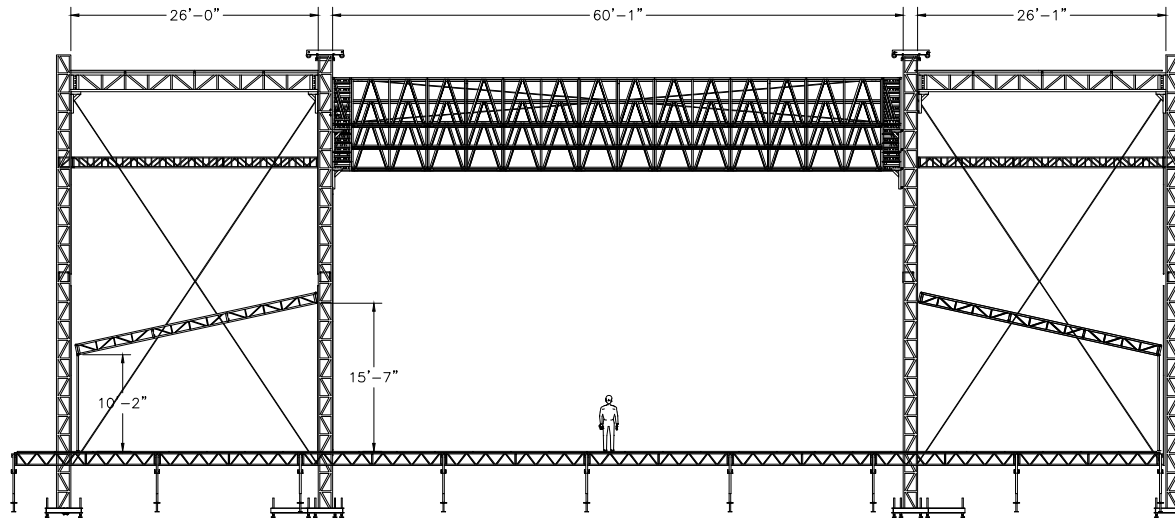


60x40 Stage 2017



Stage Right Elevation

Stage Left Elevation



Front View

PRELIMINARY DRAWINGS—NOT FOR CONSTRUCTION.
 **ALL DRAWINGS MUST BE SEALED BY A PROFESSIONAL ENGINEER AND INSPECTED AND APPROVED PRIOR TO EVENT.

DRAWINGS AND INFORMATION ON ELECTRONIC FILES ARE THE SOLE PROPERTY OF PREMIER GLOBAL PRODUCTIONS INC. AND MUST NOT BE COPIED OR DISTRIBUTED WITHOUT WRITTEN CONSENT OF THE OWNER.

- CONNECTIONS:**
- TOWER TO BASE-4 PLATE CLAMPS
 - TOWER TO BUTRESS-2 PLATE CLAMPS
 - TOWER TO ROOF-1 PLATE CLAMP PER CORNER
 - TOWER TO PA MAIN TRUSS-1 PLATE CLAMP PER CORNER
 - TRUSS TO ROOF-2 PLATE CLAMPS
 - ROOFETTE TO TOWER-2'x2" WEB SLINGS
 - ALL CROSS BRACING TO BE 5/8" CABLE WITH RATCHET
 - PA PBAY BRACING TO BE 3/8" CABLE & RATCHET

ALL DRAWINGS MUST BE SEALED AND INSPECTED BY A LICENCED PROFESSIONAL LOCAL ENGINEER

ALL BALLAST WEIGHTS BY SAME ENGINEER

PREMIER GLOBAL PRODUCTIONS INC.			
60x40 Stage 2017			
DATE	DESIGNED BY	DATE	NO.
	SCOTT C.	02-24-17	
DESCRIPTION			DATE
FRONT & SIDE ELEVATIONS PARTS & BRACING			ELEVATIONS